



CITY OF WHEATLAND

CITY COUNCIL MEETING STAFF REPORT

February 27, 2024

SUBJECT: Wheatland Fire Authority 2023 Annual Report

PREPARED BY: Bill Zenoni, City Manager

Recommendation

Staff recommends that the Wheatland City Council receive and provide comment on the information presented regarding the activities of the Wheatland Fire Authority during the 2023 calendar year.

Discussion and Background

The Fire Chief of the Wheatland Fire Authority annually provides the City Council with an update on Fire Authority activities. The 2022 Annual Report was presented to the City Council on April 25, 2023. The Fire Chief will present information on Fire Authority activities for the 2023 calendar year at the March 26th City Council meeting.

Fiscal Impact

This is an information item only. There is no fiscal impact.

Attachment

2023 Wheatland Fire Authority Annual Report

WHEATLAND FIRE AUTHORITY




2023 Annual Report

VISION STATEMENT

Wheatland Fire Authority is dedicated to being the best community focused fire and rescue department that meets the ever-changing needs of our community while ensuring a safe and secure environment for all through professional development, unity and teamwork.

VISION



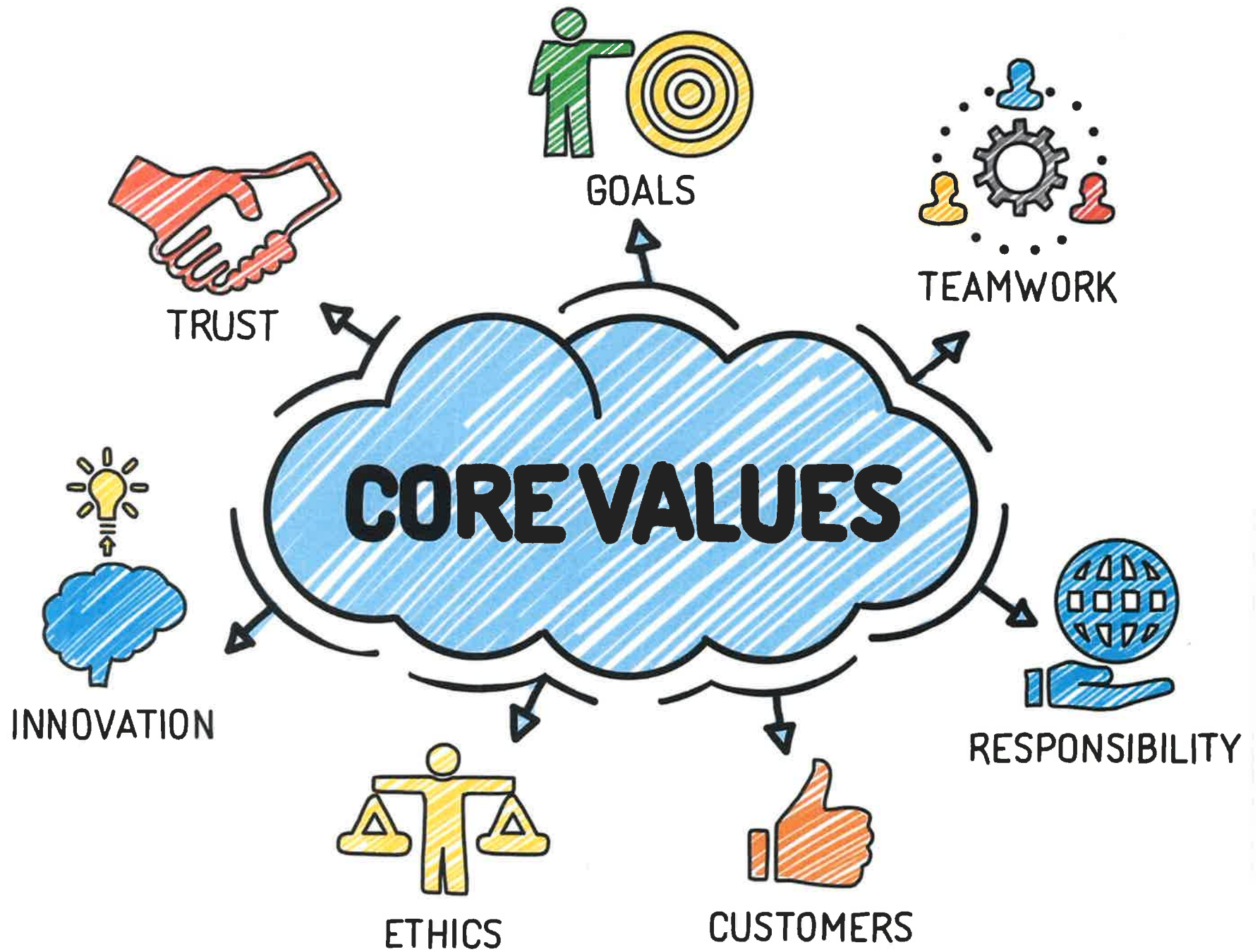
MISSION STATEMENT

Wheatland Fire Authority is committed to providing the highest-level public safety services for our community. We protect lives and property through fire suppression, emergency medical response, disaster management, fire prevention and public education.

MIS
SION

POLICY AND PROCEDURES

- Wheatland Fire Authority has continually implemented new policies and procedures, as well as improved existing ones, utilizing Lexipol. Lexipol is a company dedicated to providing current and relevant policies, procedures and training. These new and updated policies/procedures will assist WFA personnel in providing the highest level of public safety services to every individual within WFA jurisdiction and neighboring agencies.



MESSAGE FROM THE FIRE CHIEF

I am truly honored to still be serving as Fire Chief. WFA, like most departments across the country, faces new challenges each day to provide efficient and effective service to our residents as budgets continue to tighten. We will remain focused on our mission and our core values. WFA is an “all hazards” response agency, this includes response to fires, floods, rescue situations, building collapse, water rescue, high and low angle rescue, hazardous materials mitigation, trench rescue, confined space rescue, and emergency medical response. Our personnel consist of highly trained, caring, and compassionate professionals who place interest into our residents before their own. I am looking forward to serving as the Fire Chief for many years to come and will continue to evaluate our operations to ensure we consistently exceed the expectations of our community and residents whom we are proud to serve.

WFA CALLS FOR SERVICE

10 Year History

2014 – 757 Incidents

2015 – 800 Incidents

2016 – 851 Incidents

2017 – 1,010 Incidents

2018 – 961 Incidents

2019 – 979 Incidents

2020 – 1,052 Incidents

2021 – 1,135 Incidents

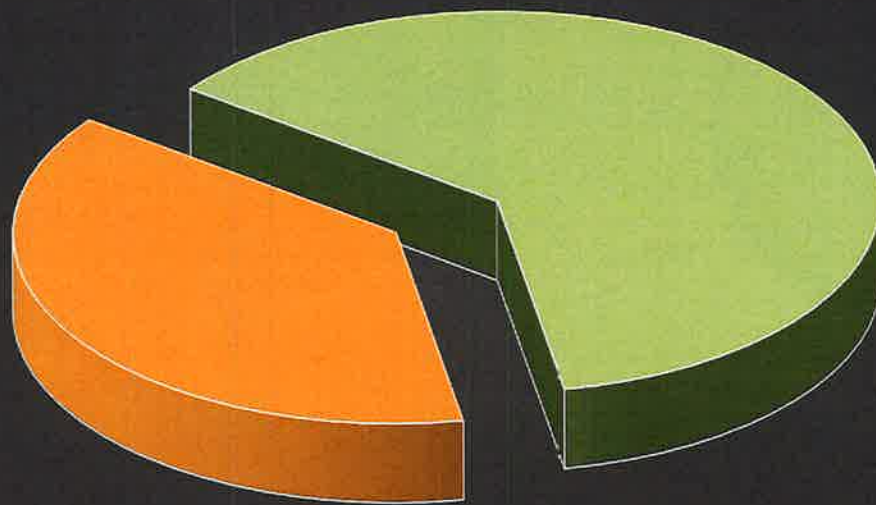
2022 – 961 Incidents

2023 – 1,029 Incidents



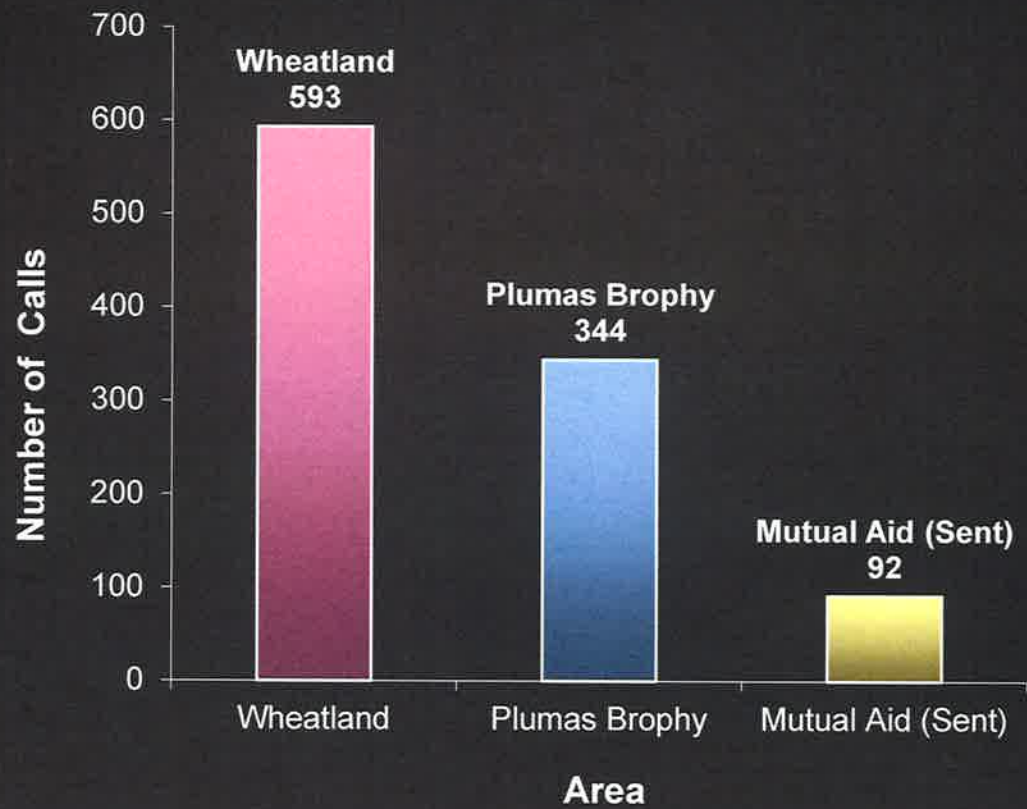
WFA CALLS FOR SERVICE

DISPATCH TONES

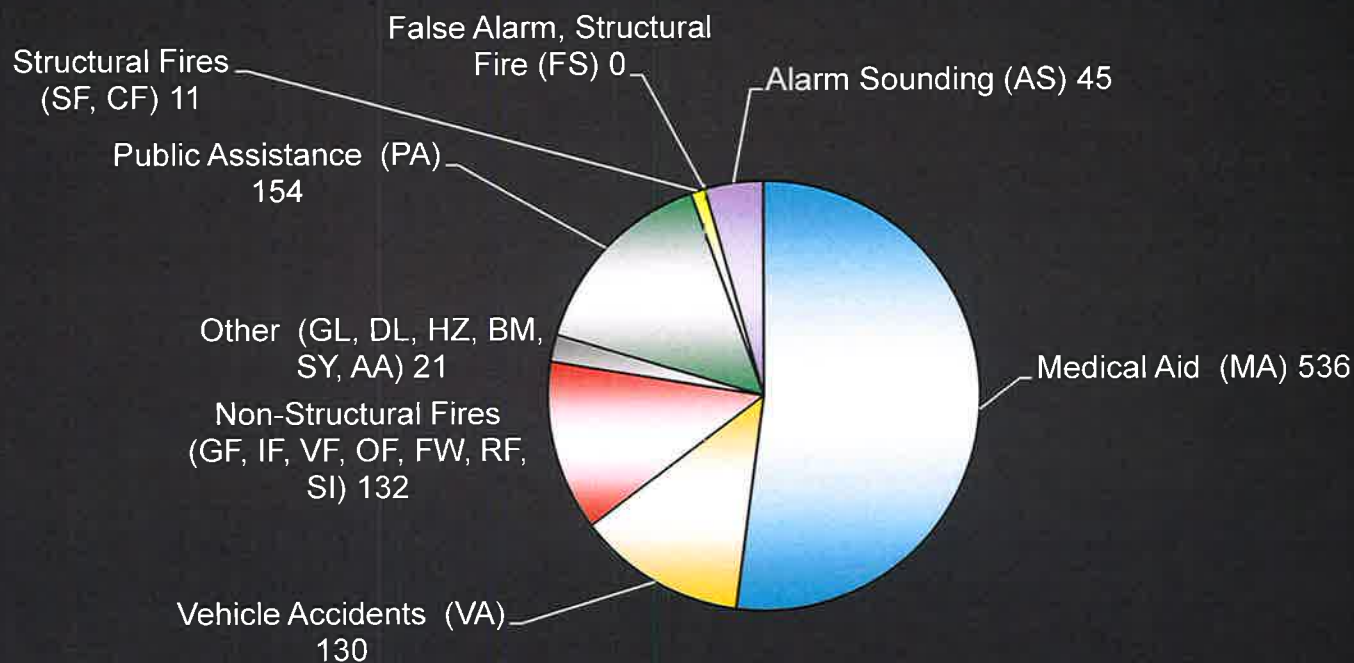


■ GENERAL 38% ■ STATION 62%

WFA CALLS FOR SERVICE



WFA CALLS FOR SERVICE



WFA CALLS FOR SERVICE ACTIVITY INCIDENTS SUMMARY

Total Calls	1029
Total Fire Fighters Responding to Calls	4150
Average Number of FFs per Call	4.0
Total Time From Tone Out to Back In Qtrs. (H:M:S)	629:55:00
Average Time per Call From Tone Out to Back In Quarters (H:M:S)	0:36:44
Total Actual Hours for FF's Responding to Calls (H:M:S)	2722:06:00
Average FF Time per Call Based Upon Call Times and Responding FF's (H:M:S)	2:38:43
Average FF Time per Call based Average FF per Call x Average Time per Call (H:M:S)	2:28:08
Average Time for Ambulance to Arrive on Scene	N/A
Number of Training Sessions	21
Total FF Hours Attending Training Sessions	804
Structure Fire (SF) Calls	11
Fire Fighters Responding	61
Average Fire Fighters Per Call	5.5
Chimney Fire (CF) Calls	1
Fire Fighters Responding	6.0
Average Fire Fighters Per Call	6
False Alarm Structure Fire (FS) Calls	0
Fire Fighters Responding	0
Average Fire Fighters Per Call	0
Alarm Sounding (AS) Calls	45
Fire Fighters Responding	190
Average Fire Fighters Per Call	4.2
TOTAL (SF + CF+ FS+AS) Calls	57
Fire Fighters Responding	257
Average Fire Fighters Per Call	4.5

WFA CALLS FOR SERVICE PERSONNEL ROSTER

No.	Name	Init.	Number of Calls Responded Out of the total of 961					Number of Training Sessions Attended Out of the total of 17				
			1st Q	2nd Q	3rd Q	4th Q	Total	1st Q	2nd Q	3rd Q	4th Q	Total
400	Chief. Art Paquette	AP	197	190	207	132	726	8 / 8	4 / 6	3 / 3	2 / 4	17 / 21
		Off Duty Calls	116	118	141	144	519					
445	Shain White	SW	165	135	146	129	575	8 / 8	5 / 6	3 / 3	3 / 4	19 / 21
404	Ray Abdo	RA	76	96	95	120	387	8 / 8	5 / 6	3 / 3	2 / 4	19 / 21
444	Payton DeLeon	PL	83	90	97	92	362	7 / 8	5 / 6	3 / 3	4 / 4	19 / 21
453	Adam Jones	AJ	0	67	132	84	283	0 / 8	2 / 6	2 / 3	2 / 4	6 / 21
484	Cezar Campos	CC	17	52	64	88	221	5 / 8	5 / 6	2 / 3	2 / 4	14 / 21
474	Kevin Olson	KN	0	0	32	172	204	0 / 8	0 / 6	0 / 3	2 / 4	2 / 21
441	Keith Hoek	KO	65	40	32	28	165	3 / 8	4 / 6	1 / 3	1 / 4	9 / 21
491	Anthony Banas	AA	34	23	19	31	107	4 / 8	2 / 6	2 / 3	1 / 4	9 / 21
443	Daniel Cook	DC	16	18	36	35	105	5 / 8	3 / 6	3 / 3	4 / 4	15 / 21
486	Pedro DeLaCruz	PD	33	32	15	22	102	2 / 8	2 / 6	0 / 3	0 / 4	4 / 21
480	Devin Morris	DM	1	19	28	49	97	1 / 8	2 / 6	2 / 3	4 / 4	9 / 21
496	Charles Prevedelli	CP	23	26	30	12	91	4 / 8	3 / 6	3 / 3	4 / 4	14 / 21
481	Jason McJunkin	JJ	25	17	11	17	70	4 / 8	2 / 6	2 / 3	2 / 4	10 / 21
402	Chad Wilkins	CW	23	22	18	0	68	5 / 8	2 / 6	2 / 3	1 / 4	10 / 21
452	Marcel Gomez	MG	14	9	2	21	46	4 / 8	1 / 6	2 / 3	2 / 4	9 / 21
497	Haadi Shaw	HS	20	22	0	3	45	7 / 8	1 / 6	0 / 3	0 / 4	8 / 21
485	Wyatt Nevarez	WN	5	29	8	0	42	0 / 8	3 / 6	0 / 3	0 / 4	3 / 21
485	David Feyh	DF	0	0	8	33	41	0 / 8	0 / 6	1 / 3	1 / 4	2 / 21
495	Shane Valentine	SV	10	0	0	28	38	0 / 8	0 / 6	0 / 3	2 / 4	2 / 21
479	Jonathan Malbrue	JM	15	15	3	1	35	6 / 8	2 / 6	2 / 3	0 / 4	10 / 21
487	Viad Lebedev	VL	0	0	0	10	10	0 / 8	0 / 6	0 / 3	3 / 4	3 / 21
449	Christopher Chamberlain	CH	0	0	0	0	0	0 / 8	1 / 6	0 / 3	0 / 4	1 / 21

TRAINING AND EDUCATION

- In an effort to maintain the highest level of public safety services, WFA prides ourselves on training in preparation for the dynamic environment encountered in the “All Hazards Fire Service.” WFA Firefighters maintain all certifications/licenses according to Local, State, and Federal standards by completing appropriate classes and training hours.

TRAINING AND EDUCATION

▶ In addition to standard Firefighting and Emergency Medical Services, Wheatland Fire Authority personnel are trained in multiple hazard and rescue disciplines. WFA has Firefighters trained in the following:

- Swift Water Rescue - Technician Level – 8 personnel.
- Static Water Rescue- (Jet Skis)- 10 Personnel.
- Trench Rescue – Technician Level – 1 personnel.
- High Angle Rope Rescue – Technician Level – 5 personnel.
- Rope Rescue – Operation Level - 3 personnel.
- Confined Space Rescue – Technician Level – 1 personnel.
- Hazardous Materials – Specialist Level – 2 personnel.

TRAINING AND EDUCATION

▶ All WFA Firefighters are trained in Emergency Medical Services. 11 Firefighters are Emergency Medical Technicians, and the remaining are trained Emergency Medical Responders. WFA EMTs are also trained in Optional Scope Skills. Including:

- Epinephrine Auto Injectors
- Narcan (naloxone) administration
- Blood Glucose Monitoring (Glucometer)
- Advanced Airway Adjuncts (i.e. King Tube, I-Gel)

COMMUNITY RELATIONS

- Country Care-land
- Virginia School
- Wheatland Pre-School
- Home Schools
- Fire Station Tours
- Boy & Girl Scouts
- Cub Scouts
- Pet Parade



COMMUNITY RELATIONS

- Santa and his ride
- Tree Lighting



COMMUNITY RELATIONS





COMMUNITY RELATIONS

- ASSISTING
HOMEOWNERS



WFA RECRUITMENT

- info@volunteerfirefighter.org
- WFA Website



WFA RECRUITMENT

• HIRED 2 SEASONALS

Shain White & Adam Jones

CODE ENFORCEMENT

Code enforcement plays a critical role in preventing fires and minimizing the risk of damage to property and loss of life. By ensuring that buildings and structures meet established fire safety standards, the WFA can help to ensure the safety of the public and first responders who may be called upon to respond to an emergency.



WFA STATIONS REPAIRS & UPGRADES

STATION 3 UPGRADES



WFA STATIONS REPAIRS & UPGRADES

STATION 3 UPGRADES



WFA STATIONS REPAIRS & UPGRADES

STATION 3 UPGRADES



WFA STATIONS REPAIRS & UPGRADES

STATION 3 UPGRADES



WFA STATIONS REPAIRS & UPGRADES

EQUIPMENT MAINTENANCE



ABOVE & BEYOND

Dan Cook's
dedication is beyond
imagination to the citizens of
Wheatland Fire Authority.



ABOVE & BEYOND

Devin Morris's
dedication is beyond
imagination to the citizens of
Wheatland Fire Authority.



ABOVE & BEYOND

Kevin Olson's
dedication is beyond
imagination to the citizens of
Wheatland Fire Authority.



TOP TRAINING OF THE YEAR

DAN COOK

Attended 90% of the annual training.



TOP RESPONDER OF THE YEAR

Firefighter
Adam Jones

Responded to 283
out of 1029
incidents



FIREFIGHTER OF THE YEAR



Cezar Campos



FINANCIAL AFFAIRS ADMINISTRATOR

Kathy is our bookkeeper
and secretary for
Wheatland Fire Authority
and Plumas-Brophy Fire
Protection District.





WFA CREW

RAY ABDO

SHAIN WHITE

KEVIN OLSON

WFA CREW

PAYTON DELEON

MARCEL GOMEZ

DAN COOK





WFA CREW

CHARLES PREVEDELLI

CHAD WILKINS

WFA CREW

ADAM JONES

DAVID FEYH





WFA CREW
CESAR CAMPOS
VLAD LEVEDEV



WFA CREW

SHANE VALENTINE

PEDRO DELACRUZ

WFA CREW

JONATHAN MALBRUE

DEVIN MORRIS



WFA CREW

ANTHONY BANAS


KEITH HOEK



WFA CREW

WYATT NEVAREZ

CHRISTOPHER
CHAMBERLAIN





WFA CREW

HAADI SHAW

CODY WORBICK

WFA CREW

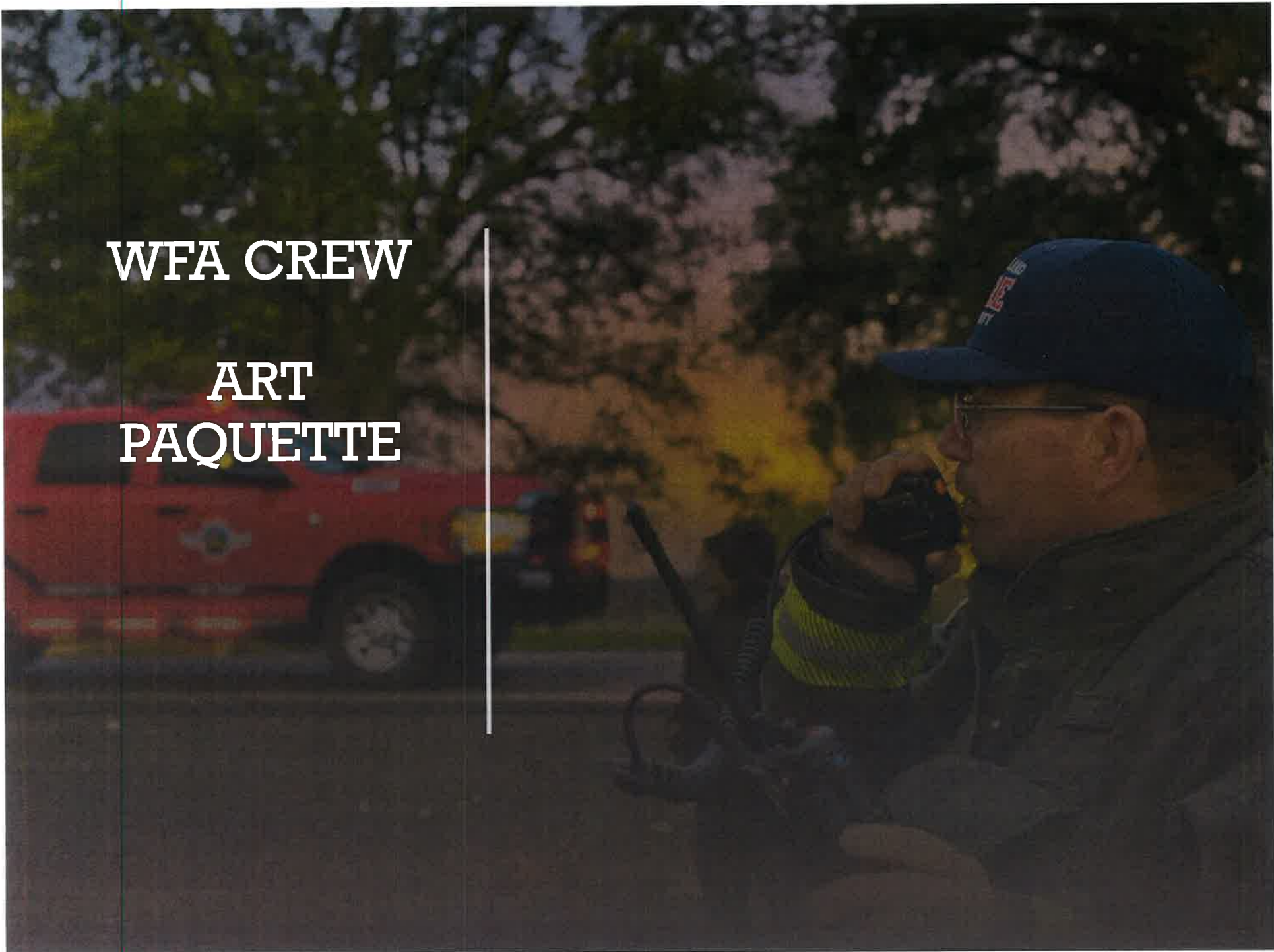
BUDDY FINDLEY

JASON MCJUNKIN



WFA CREW

ART
PAQUETTE



2023 – 2024

1ST TWO MONTHS COMPARISON

- ▶ 2023—167 INCIDENTS
- ▶ 2024—145 INCIDENTS

- ▶ 2023—25 TRAFFIC ACCIDENTS
- ▶ 2024—16 TRAFFIC ACCIDENTS

- ▶ 08 DAYS BEHIND OF 2023
- ▶ 23 INCIDENTS BEHIND OF 2023
- ▶ 06 TRAFFIC ACCIDENTS BEHIND OF 2023

- ▶ RESPONDED TO 1,029 INCIDENTS IN 2023
- ▶ 37.41% Response was Volunteers only in 2023
- ▶ Responded from 1800hrs. To 0800hrs.



SNEAK PEEK INTO 2024

STATION #1 REMODEL



THANK YOU ALL FOR SUPPORTING
WHEATLAND FIRE AUTHORITY



SNEAK PEEK INTO 2024

STATION 3 REPAIR/NEW GYM



STATION 2 NEW BAY BUILDING

